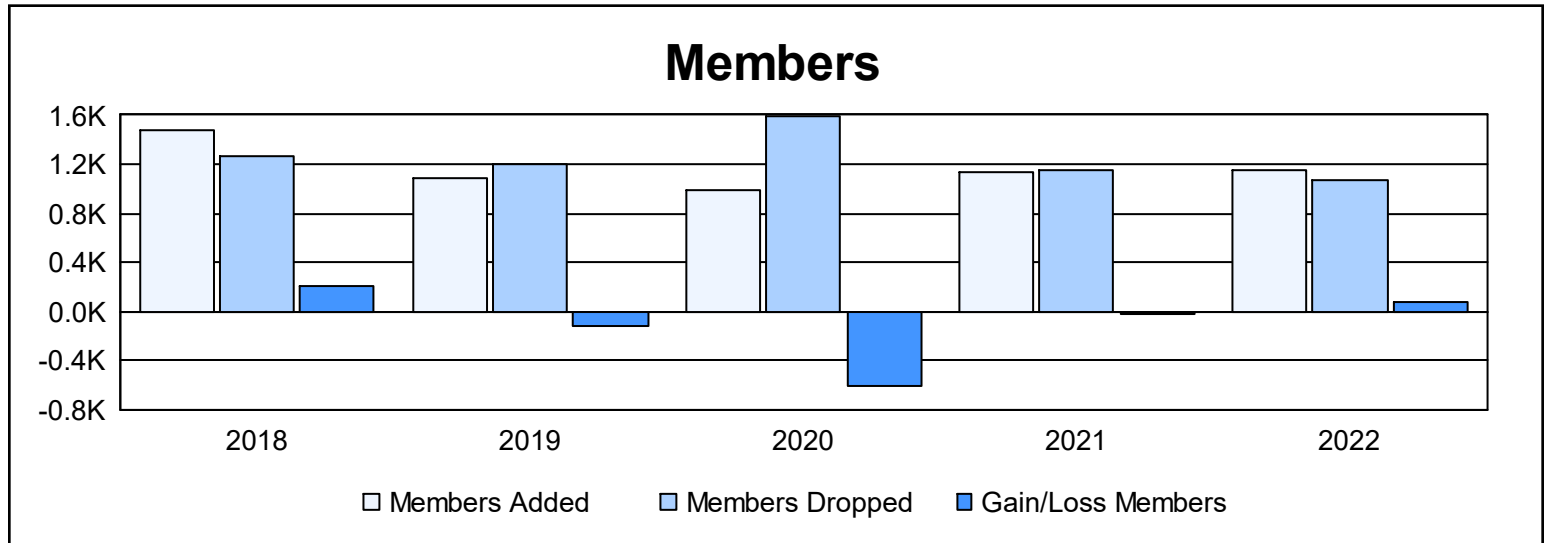
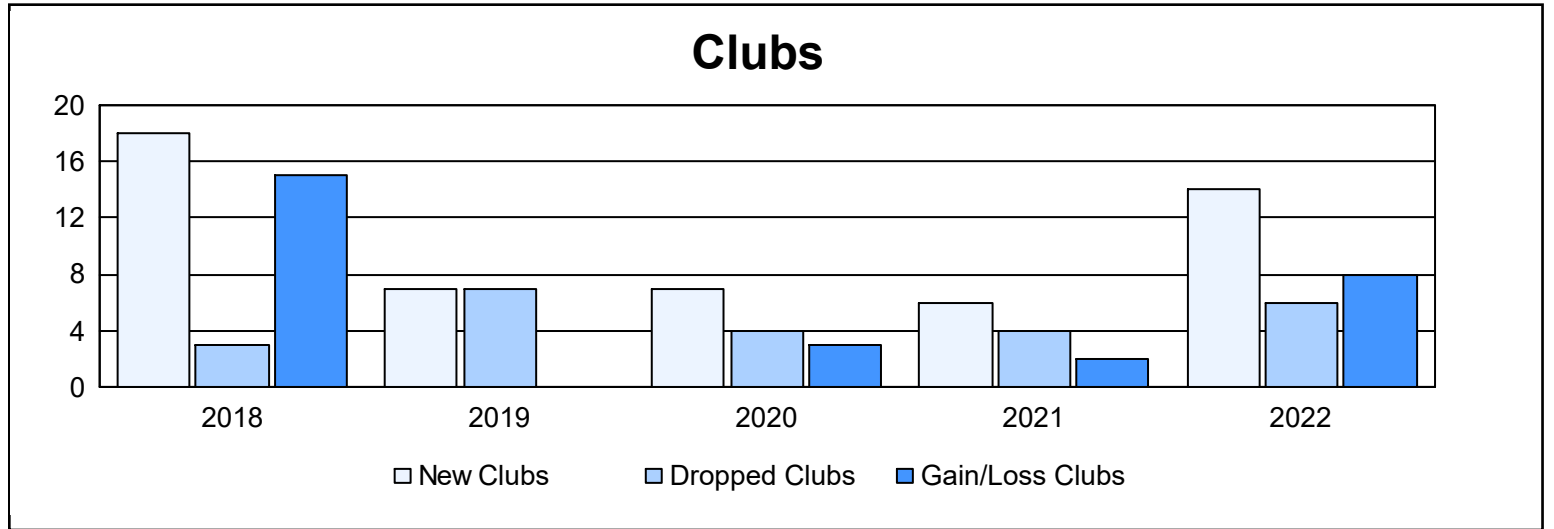
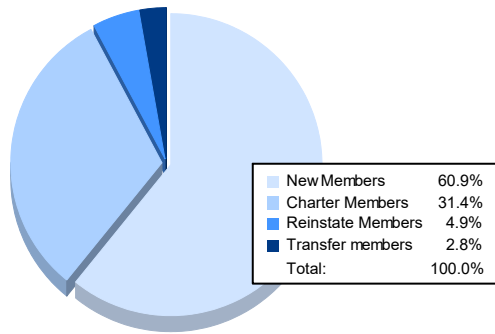


Year	New Clubs	Dropped Clubs	Gain/ Loss Clubs	New Members	Charter Members	Reinstate Members	Transfer Members	Total Member Added	Total Members Dropped	Gain/ Loss Members
2017-2018	18	3	15	881	527	41	24	1,473	1,268	205
2018-2019	7	7	0	720	257	62	42	1,081	1,202	-121
2019-2020	7	4	3	589	254	89	49	981	1,585	-604
2020-2021	6	4	2	810	200	92	35	1,137	1,152	-15
2021-2022	14	6	8	701	362	57	32	1,152	1,071	81
<b>Average</b>	<b>10</b>	<b>5</b>	<b>6</b>	<b>740</b>	<b>320</b>	<b>68</b>	<b>36</b>	<b>1,165</b>	<b>1,256</b>	<b>-91</b>



### Membership Composition June 2022 Cumulative



### Gender Composition June 2022 Cumulative

